



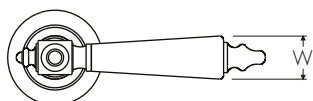
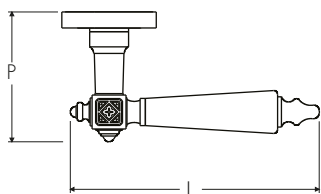

ATELIER BONOMI

Maniglia su Rosetta Serie Castle Castle Series Lever Handle on Rose

Dimensioni
Dimensions

L	P	W
132	69	23

Dimensioni in millimetri
Dimensions given in millimeters



Fornita con ferro quadro 8x110mm, rosetta con molla di ritorno e viti legno.
Rosetta disponibile con viti di connessione. Disponibile in tutte le finiture standard.
Dimensioni e finiture su misura disponibili su richiesta.
Regularly furnished with 8x110mm lever spindle, rose with bidirectional spring loaded and wood screws.
Rose may be through-bolted. Additional sizes available by special order. Available in standard and custom finishes.